

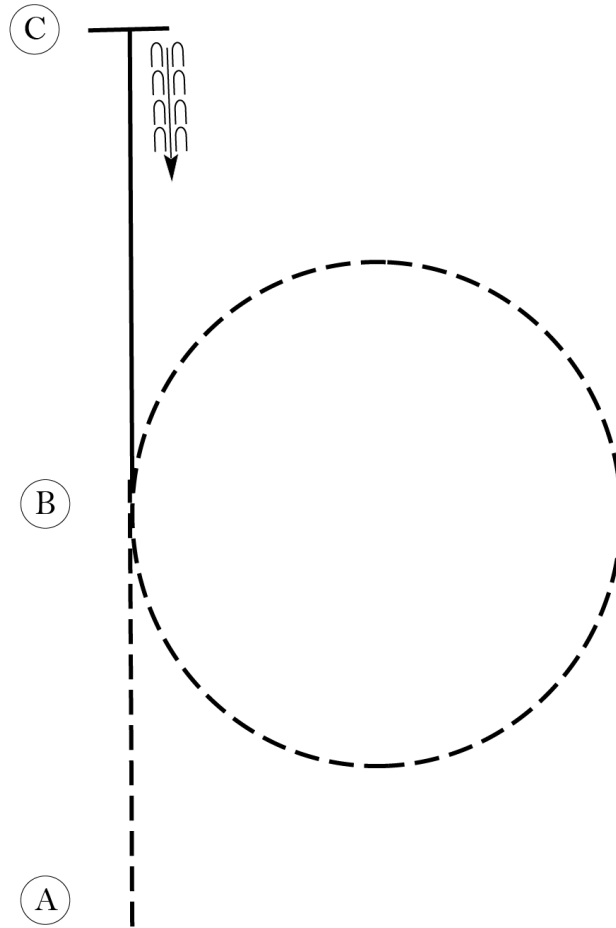
# OH/MI Border Bash Scholarship Show POR

## Novice Youth/ Novice Amateur Equitation

Show Date: 07-31-2021

www.HorseShowPatterns.com

www.HorseShowPatterns.com



Be ready before A.

1. Sitting trot A to B.
2. At B, posting trot circle to the right on proper diagonal.
3. At B, canter on the left lead to C.
4. Stop at C and back approximately one horse length.

Walk	-----
Trot	- - - - -
Extended Trot	-----
Canter	—————
Leg Yield	
Lead Change	↙ ↘
Back	← ← ← ← ←
Marker	⊙
Sidepass	← - - - - →
Hand Gallop	—————

[HSE/1-2]

**Pattern Provided by:**  
*Lori Gordon*

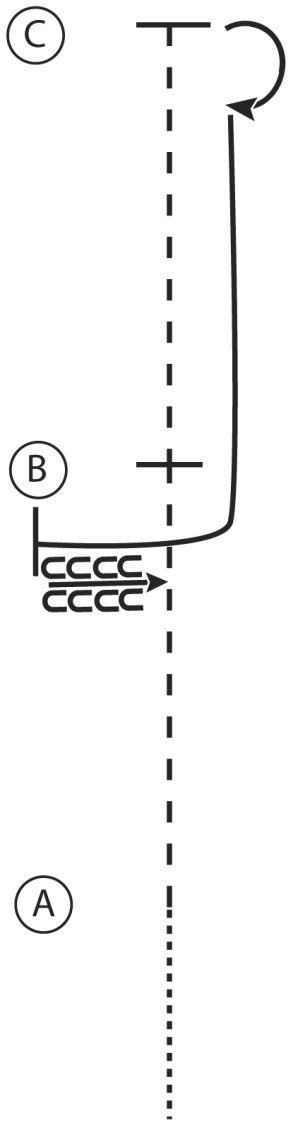
# OH/MI Border Bash Scholarship Show POR

## Youth, Amateur, Masters, SPB Equitation

Show Date: 07-31-2021

www.HorseShowPatterns.com

www.HorseShowPatterns.com



1. Walk to A
2. Posting trot, left diagonal, A to B
3. Stop at B
4. Posting trot, right diagonal, B to C
5. Stop at C and perform a 180 degree turn to the right on the forehand
6. Canter on the left lead to and around B
7. At B stop and back

Walk	.....
Trot	-----
Extended Trot	-----
Canter	—————
Leg Yield	
Lead Change	↘
Back	←←←←← ←←←←←
Marker	Ⓚ
Sidepass	←-----←

[HSE/2-8]

**Pattern Provided by:**  
*Lori Gordon*

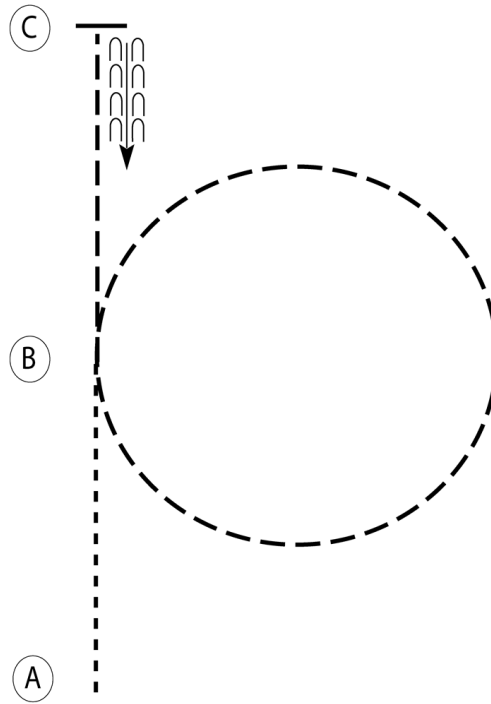
# OH/MI Border Bash Scholarship Show POR

## All Walk Trot Equitation

Show Date: 07-31-2021

w w w . H o r s e S h o w P a t t e r n s . c o m

w w w . H o r s e S h o w P a t t e r n s . c o m



Be ready at A.

1. Walk from A to B.
2. At B, perform a posting trot circle to the right on the proper diagonal.
3. Return to B and perform a sitting trot to C.
4. Stop at C and back approximately one horse length.

Follow the instructions of your ring steward.

Walk	-----
Trot	- - - - -
Extended Trot	-----
Canter	—————
Leg Yield	
Lead Change	↙ ↘
Back	← ← ← ← ←
Marker	⊙
Sidepass	← — — — — →
Hand Gallop	—————

[HSE/WT-32]

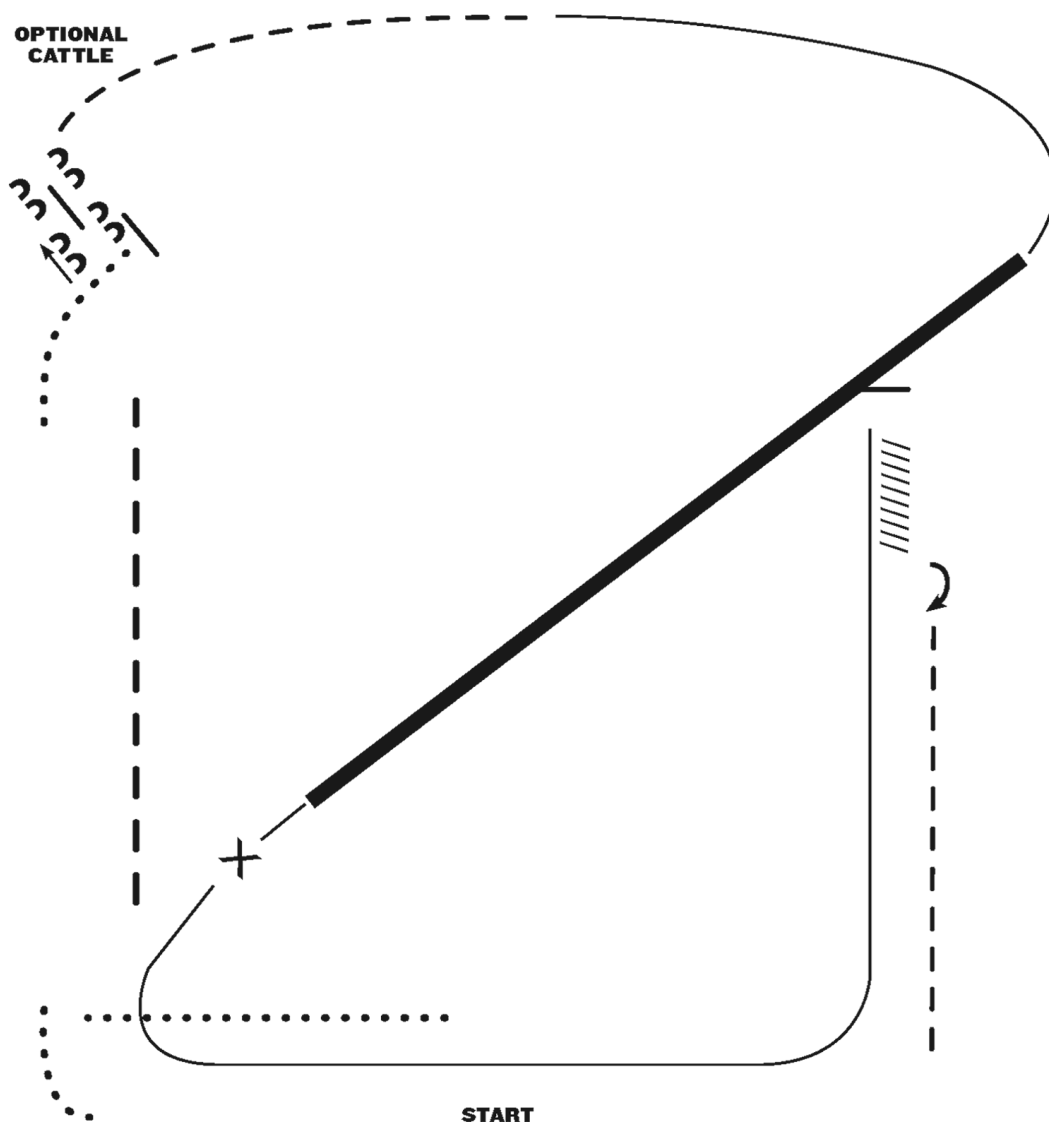
Pattern Provided by:

*Lori Gordon*

# OH/MI Border Bash Scholarship Show POR

Youth, Amateur, Open, SPB Ranch Riding

Show Date: 07-31-2021



1. Walk
2. Extended trot
3. Walk
4. Stop, side pass log left
5. Trot
6. Lope right lead
7. Extended Lope (right lead)
8. Collect lope and change leads (simple or flying)
9. Lope left lead
10. Stop and back
11. 180 turn to right
12. Trot

Note: The drawn description of this pattern is only intended for the general depiction of the pattern. Exhibitors should utilize the arena space to best exhibit their horses.

[RR/AQHA-10]

Pattern Provided by:  
*Lori Gordon*

w w w . H o r s e S h o w P a t t e r n s . c o m

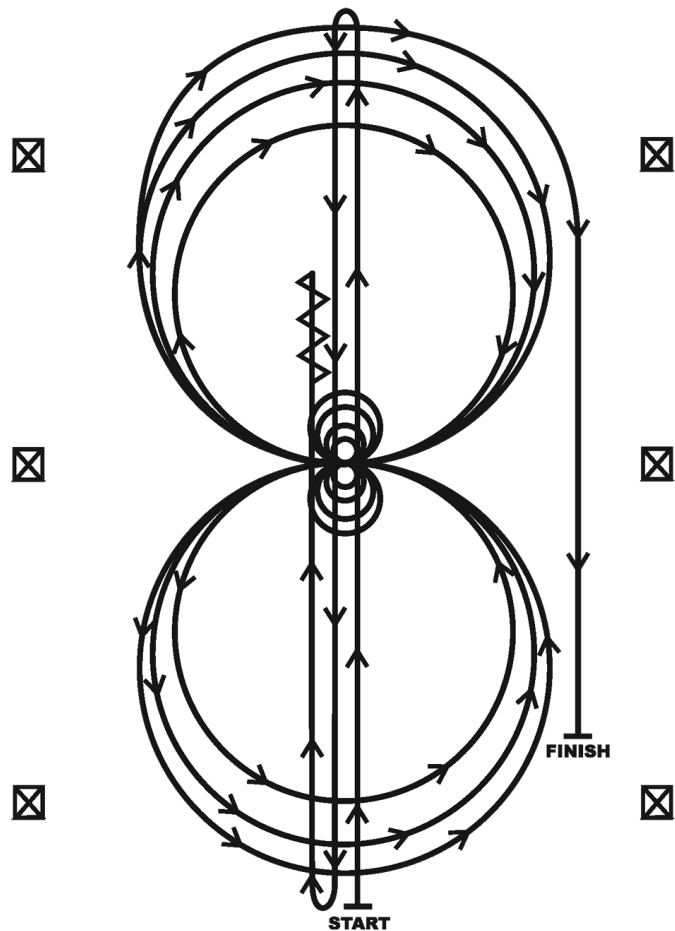
w w w . H o r s e S h o w P a t t e r n s . c o m

# OH/MI Border Bash Scholarship Show POR

Youth, Amateur, Open, SPB Reining

Show Date: 07-31-2021

## REINING PATTERN 7



1. Run at speed to the far end of the arena past the end marker and do a left rollback—no hesitation.
2. Run to the opposite end of the arena past the end marker and do a right rollback—no hesitation.
3. Run past the center marker and do a sliding stop. Back up to the center of the arena or at least ten feet (three meters). Hesitate.
4. Complete four spins to the right. Hesitate.
5. Complete four and one-quarter spins to the left so that horse is facing left wall or fence. Hesitate.
6. Beginning on the right lead, complete three circles to the right: the first two circles large fast; the third circle small and slow. Change leads at the center of the arena.
7. Complete three circles to the left: the first two circles large fast; the third circle small and slow. Change leads at the center of the arena.
8. Begin a large circle to the right but do not close this circle. Run straight down the right side of the arena past the center marker and do a sliding stop at least twenty feet (six meters) from the wall or fence. Hesitate to demonstrate completion of the pattern.

[R/AQHAP-7]

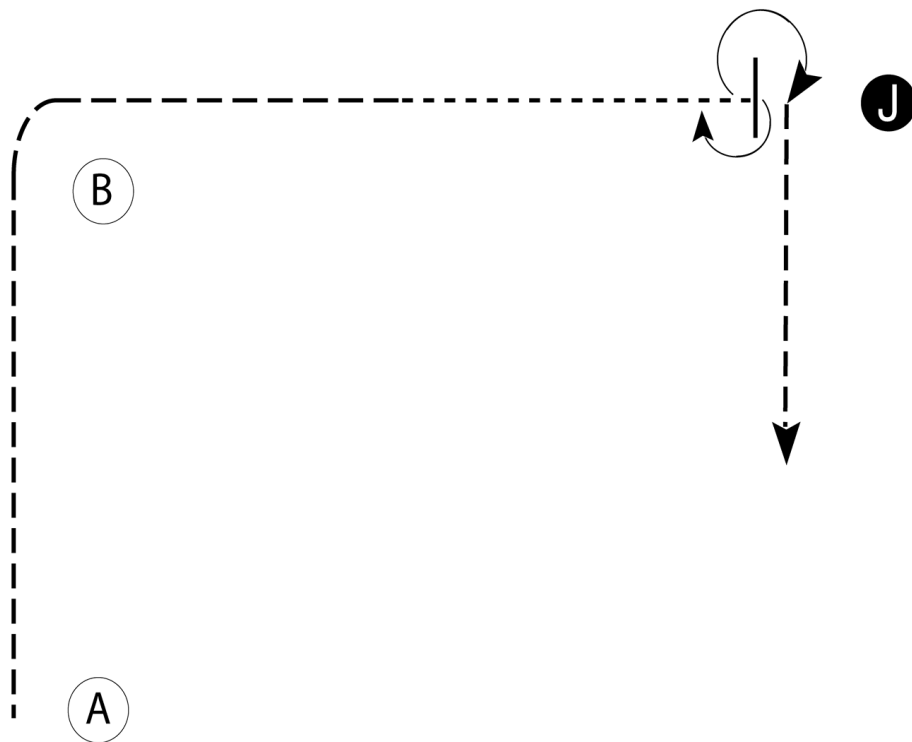
Pattern Provided by:

*Lori Gordon*

# OH/MI Border Bash Scholarship Show POR

## Novice Youth/ Novice Amateur Showmanship

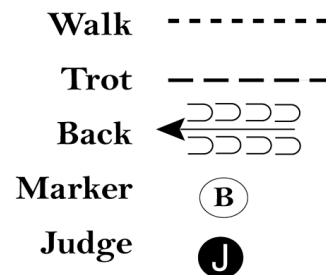
Show Date: 07-31-2021



Be ready at A.

1. Trot from A around B and half way to the Judge.
2. Break to the walk. Walk to the Judge.
3. Stop and perform a 180 degree turn. Set up for inspection.
4. When dismissed, perform a 270 degree turn and trot straight away from the Judge.

Follow the instructions of your ring steward.



[S/2-33]

**Pattern Provided by:**  
*Lori Gordon*

www.HorseShowPatterns.com

www.HorseShowPatterns.com

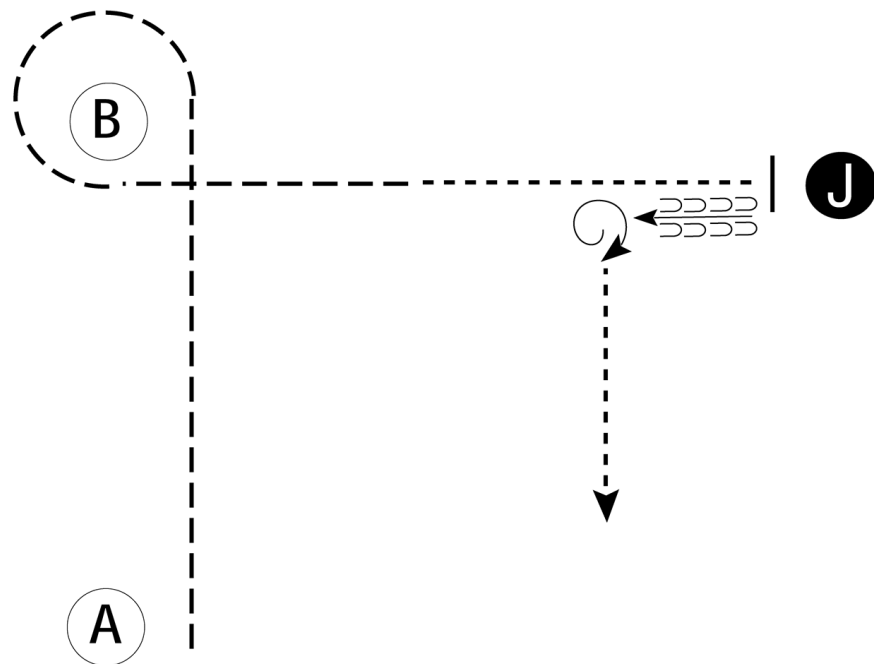
# OH/MI Border Bash Scholarship Show POR

## Youth, Amateur, Masters, SPB Showmanship

Show Date: 07-31-2021

www.HorseShowPatterns.com

www.HorseShowPatterns.com



Be ready at A.

1. Trot from A to B.
2. Trot a tight circle around B.
3. Continue to trot halfway to judge.
4. Break to a walk and walk to judge.
5. Stop and set up for inspection.
6. When dismissed, back approximately one horse length.
7. Perform a 1 1/4 turn and walk away.

Follow the directions of your ring steward.

Walk	-----
Trot	- - - - -
Back	←
Marker	ⓑ
Judge	ⓐ

[S/3-56]

**Pattern Provided by:**  
*Lori Gordon*

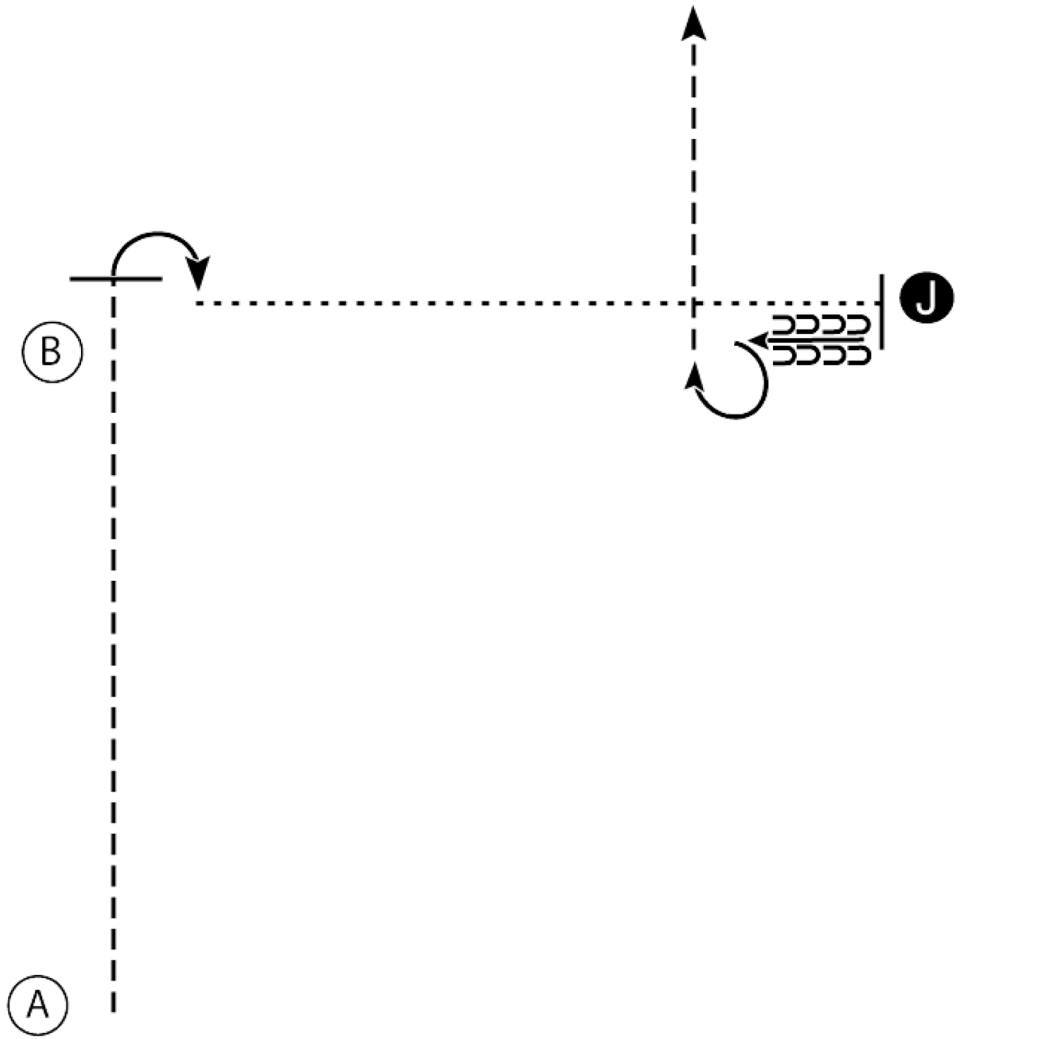
# OH/MI Border Bash Scholarship Show POR

## All Walk Trot Showmanship

Show Date: 07-31-2021

w w w . H o r s e S h o w P a t t e r n s . c o m

w w w . H o r s e S h o w P a t t e r n s . c o m



1. Begin at A. Trot from A past B
2. Stop and perform a 90 degree turn
3. Walk to the Judge, stop and set up for inspection
4. When dismissed back one horse length and perform a 270 degree turn
5. Trot to the line-up

- Walk ..... (dotted line)
- Trot - - - - - (dashed line)
- Back ← (solid line with curved arrow)
- Marker (B) (circle with B)
- Judge (J) (solid black circle with J)

[S/WT-3]

Pattern Provided by:  
*Lori Gordon*



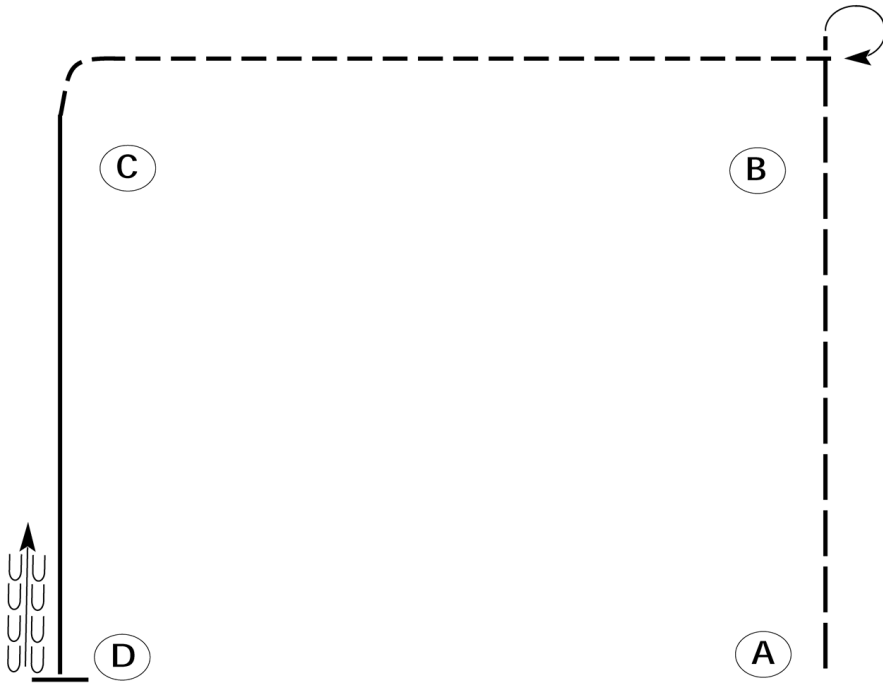
# OH/MI Border Bash Scholarship Show POR

## Novice Youth/ Novice Amateur Horsemanship

Show Date: 07-31-2021

www.HorseShowPatterns.com

www.HorseShowPatterns.com



Be ready at A.

1. Extended jog from A to B.
2. Stop past B and execute a 270 degree turn to the right.
3. Jog from B around C.
4. Lope on the left lead from C to D.
5. Stop at D and back one horse length.

Please exit at a jog.

<b>Walk</b>	-----
<b>Jog</b>	-----
<b>Extended Jog</b>	-----
<b>Lope</b>	—————
<b>Leg Yield</b>	
<b>Lead Change</b>	—/—
<b>Back</b>	←←←←←
<b>Marker</b>	⊙ B
<b>Sidepass</b>	←-----←

[WH/1-23]

**Pattern Provided by:**  
*Lori Gordon*

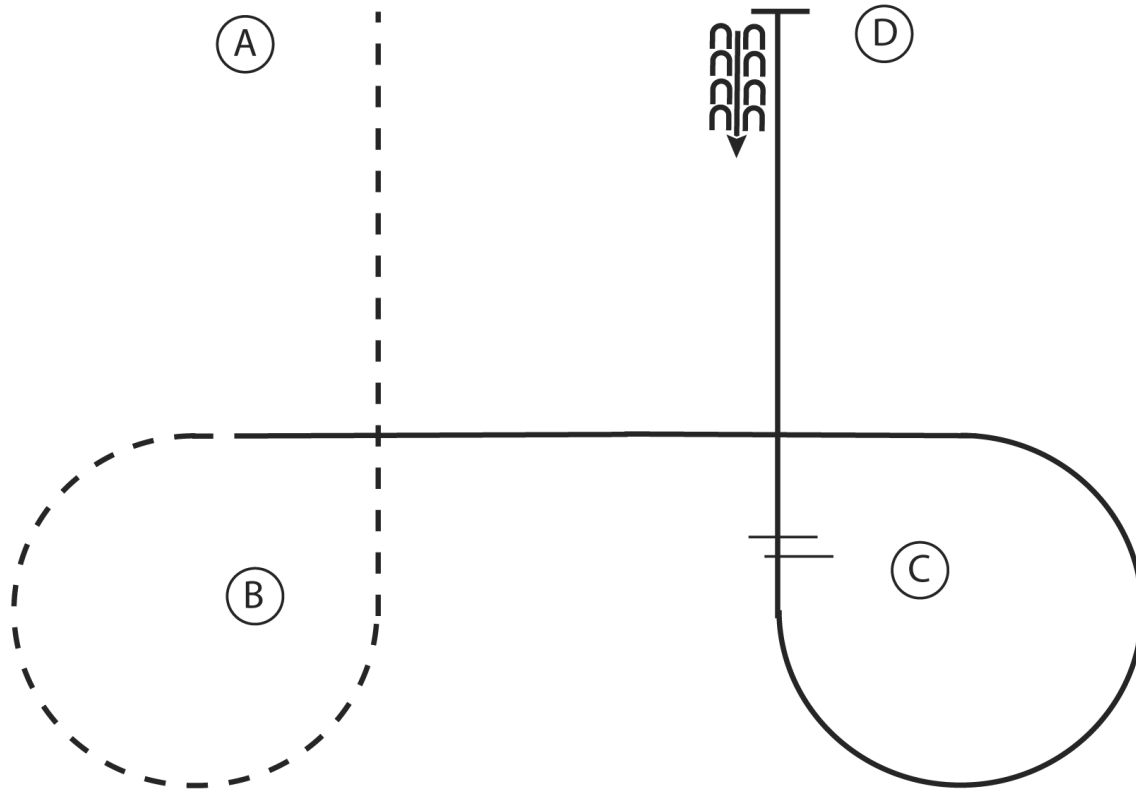
# OH/MI Border Bash Scholarship Show POR

## Youth, Amateur, Masters, SPB Horsemanship

Show Date: 07-31-2021

www.HorseShowPatterns.com

www.HorseShowPatterns.com



1. Jog A to B
2. Jog a circle around B
3. At B lope on the right lead to and in a circle around C
4. At C perform a lead change and continue to D
5. At D stop and back 4 steps

Walk	.....
Jog	-----
Extended Jog	-----
Lope	—————
Leg Yield	
Lead Change	———/———
Back	←←←←←
Marker	⊙
Sidepass	←-----←

[WH/2-32]

**Pattern Provided by:**  
*Lori Gordon*

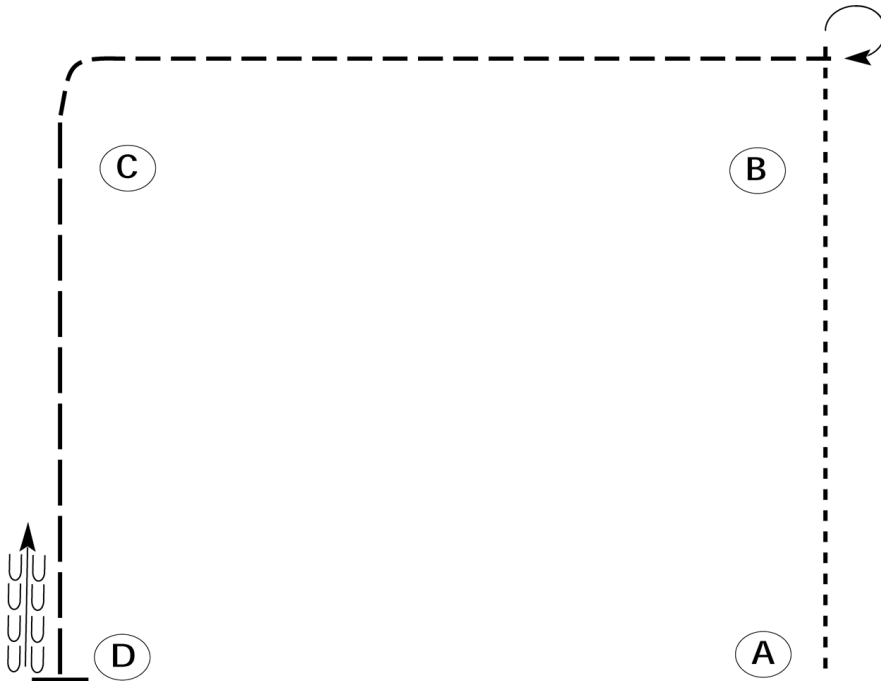
# OH/MI Border Bash Scholarship Show POR

## All Walk Trot Horsemanship

Show Date: 07-31-2021

www.HorseShowPatterns.com

www.HorseShowPatterns.com



Be ready at A.

1. Walk from A to B.
2. Stop past B and execute a 270 degree turn to the right.
3. Jog from B around C.
4. Extend the jog from C to D.
5. Stop at D and back one horse length.

Please exit at a jog.

<b>Walk</b>	-----
<b>Jog</b>	-----
<b>Extended Jog</b>	-----
<b>Lope</b>	—————
<b>Leg Yield</b>	
<b>Lead Change</b>	—/—
<b>Back</b>	←←←←←
<b>Marker</b>	⊙ B
<b>Sidepass</b>	←-----→

[WH/WT-23]

**Pattern Provided by:**

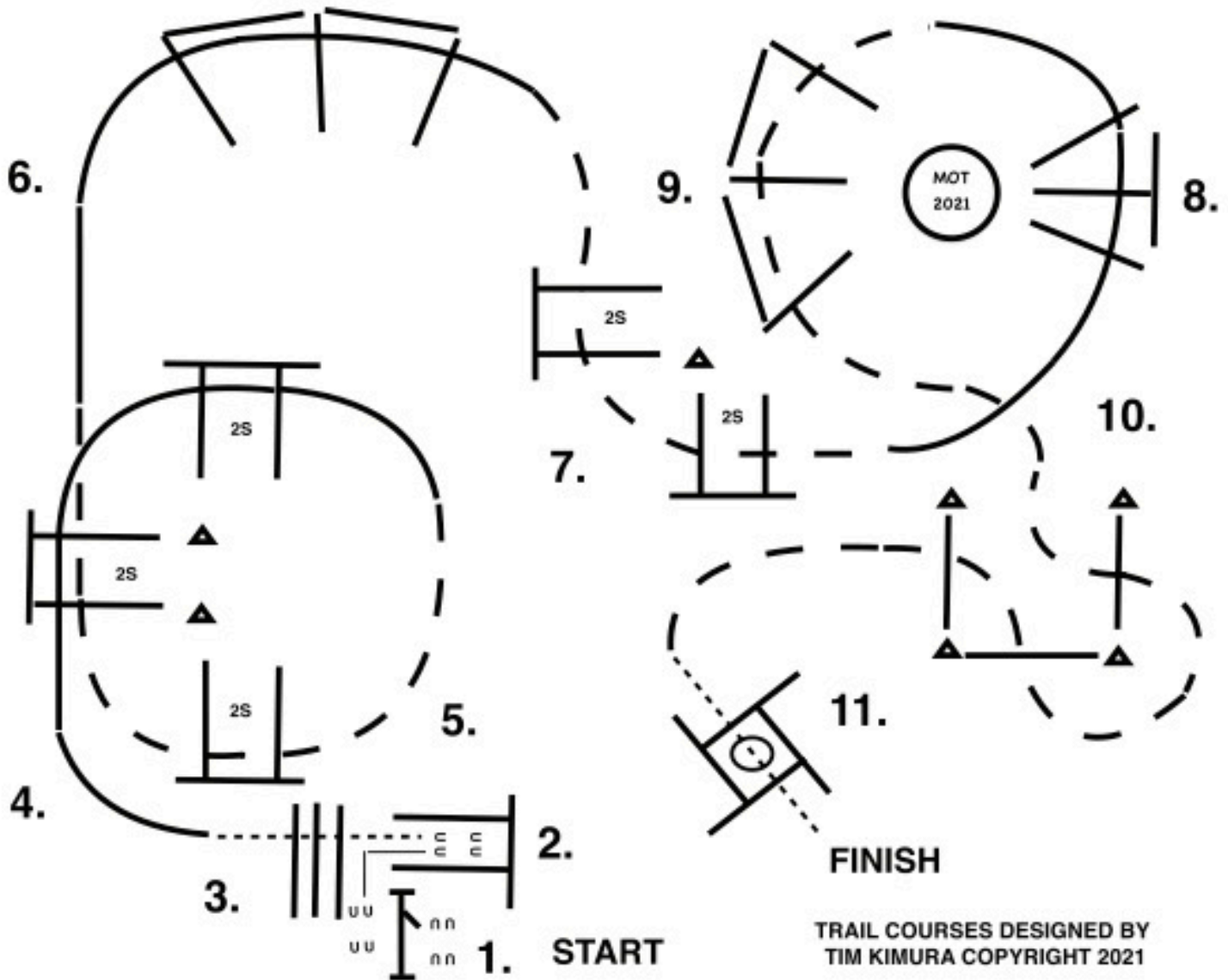
*Lori Gordon*



OHIO PAINT HORSE CLUB | MICHIGAN PAINT HORSE CLUB

# BORDER BASH

All Trail except WT



1. WORK ROPE GATE LH OPEN, WALK OVER POLE, CLOSE GATE.
2. BACK AROUND CORNER AND BETWEEN POLES.
3. WALK OVER POLES.
4. LOPE OVER POLES (RIGHT LEAD).
5. BREAK TO THE JOG, JOG OVER POLES.
6. LOPE OVER POLES (RIGHT LEAD).
7. BREAK TO THE JOG, JOG OVER POLES.
8. LOPE OVER POLES (LEFT LEAD).
9. BREAK TO THE JOG, JOG OVER POLES.
10. JOG THROUGH SERPENTINE, JOG OVER POLES.
11. STOP OR BREAK TO THE WALK, WALK INTO BOX, EXECUTE A 360 TURN EITHER WAY, WALK OUT BOX.

TRAIL COURSES DESIGNED BY  
TIM KIMURA COPYRIGHT 2021

